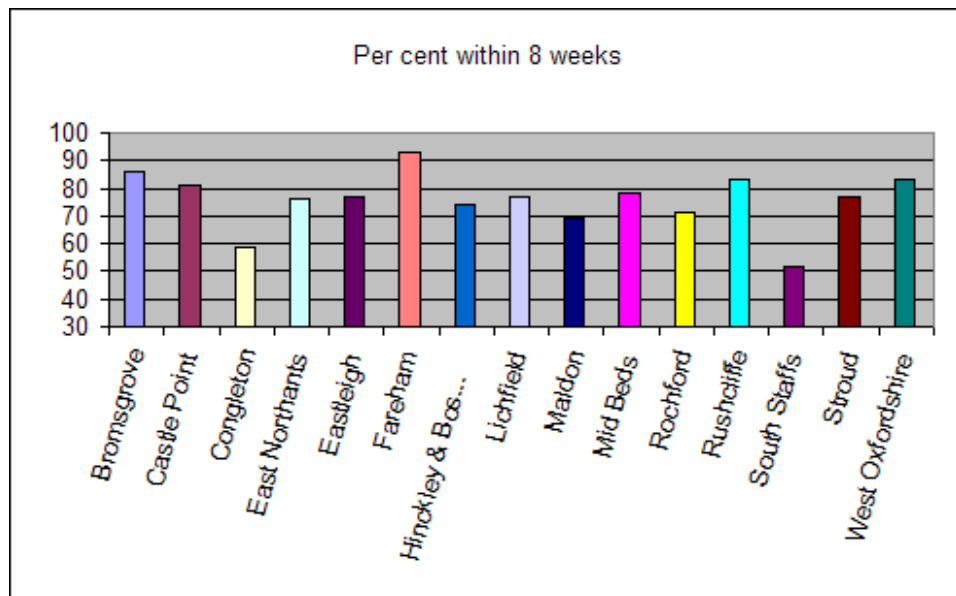


## Appendix 3

### Development Control Statistics - Family Group Analysis Year end 31st March 2005

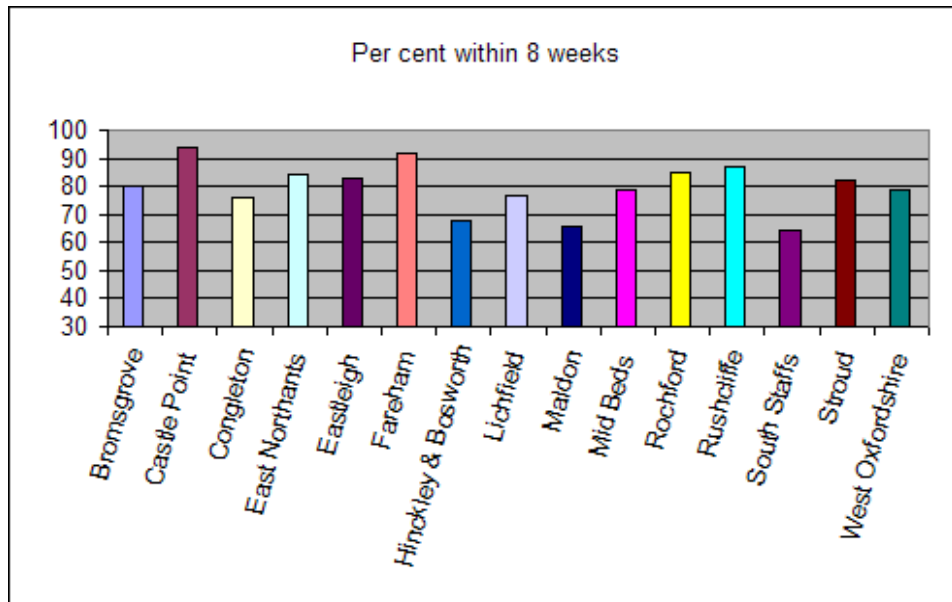
Per cent within 8 weeks

|                     |    |
|---------------------|----|
| Bromsgrove          | 86 |
| Castle Point        | 81 |
| Congleton           | 59 |
| East Northants      | 76 |
| Eastleigh           | 77 |
| Fareham             | 93 |
| Hinckley & Bosworth | 74 |
| Lichfield           | 77 |
| Maldon              | 69 |
| Mid Beds            | 78 |
| Rochford            | 71 |
| Rushcliffe          | 83 |
| South Staffs        | 52 |
| Stroud              | 77 |
| West Oxfordshire    | 83 |



**Development Control Statistics - Family Group Analysis  
January to March 2005**

|                     | Per cent within 8 weeks |
|---------------------|-------------------------|
| Bromsgrove          | 80                      |
| Castle Point        | 94                      |
| Congleton           | 76                      |
| East Northants      | 84                      |
| Eastleigh           | 83                      |
| Fareham             | 92                      |
| Hinckley & Bosworth | 68                      |
| Lichfield           | 77                      |
| Maldon              | 66                      |
| Mid Beds            | 79                      |
| Rochford            | 85                      |
| Rushcliffe          | 87                      |
| South Staffs        | 64                      |
| Stroud              | 82                      |
| West Oxfordshire    | 79                      |



**Development Control Statistics - Family Group Analysis  
January to March 2005**

Per cent delegated to officers

|                     |    |
|---------------------|----|
| Bromsgrove          | 86 |
| Castle Point        | 96 |
| Congleton           | 94 |
| East Northants      | 87 |
| Eastleigh           | 94 |
| Fareham             | 79 |
| Hinckley & Bosworth | 82 |
| Lichfield           | 94 |
| Maldon              | 76 |
| Mid Beds            | 91 |
| Rochford            | 90 |
| Rushcliffe          | 94 |
| South Staffs        | 83 |
| Stroud              | 90 |
| West Oxfordshire    | 73 |

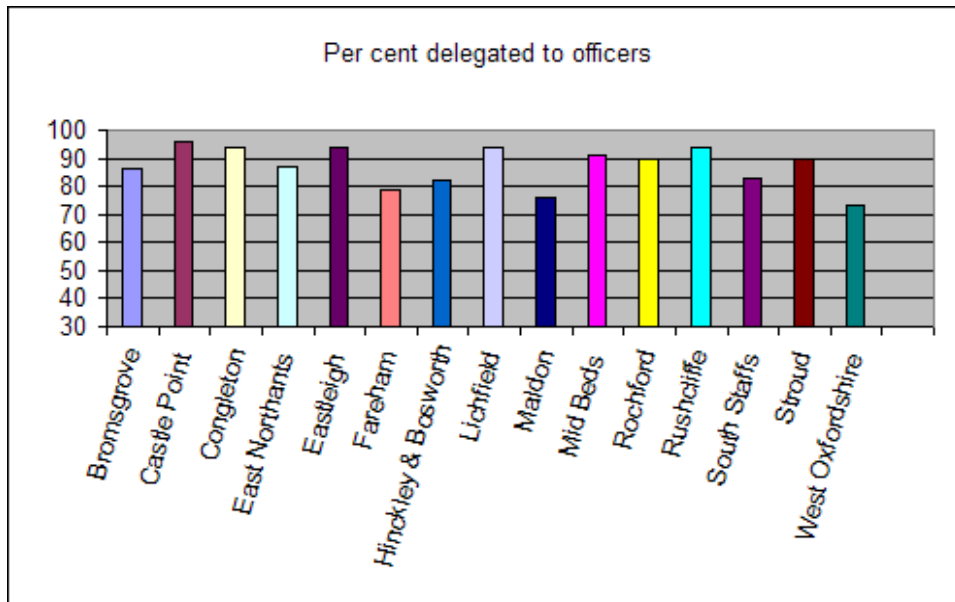


Table 7 (cont)

## Planning Decisions, per cent granted and decided within 8 weeks

| Planning authority | Year ending 31 March 2005 |                  |                         | January to March 2005 |                  |                         |   |
|--------------------|---------------------------|------------------|-------------------------|-----------------------|------------------|-------------------------|---|
|                    | Total decisions           | Per cent granted | Per cent within 8 weeks | Total decisions       | Per cent granted | Per cent within 8 weeks | Percentage of decisions delegated to Officers |
| ESSEX              |                           |                  |                         |                       |                  |                         |   |
| Basildon           | 1,279                     | 79               | 81                      | 263                   | 86               | 85                      | 95  |
| Braintree          | 2,088                     | 86               | 72                      | 488                   | 87               | 66                      | 85  |
| Brentwood          | 1,290                     | 78               | 87                      | 257                   | 82               | 86                      | 89  |
| Castle Point       | 819                       | 88               | 81                      | 124                   | 89               | 94                      | 96  |
| Chelmsford         | 2,388                     | 81               | 85                      | 529                   | 82               | 86                      | 89  |
| Colchester         | 2,171                     | 86               | 80                      | 434                   | 84               | 80                      | 84  |
| Epping Forest      | 2,071                     | 75               | 72                      | 472                   | 76               | 66                      | 82  |
| Harlow             | 472                       | 88               | 82                      | 119                   | 87               | 82                      | 84  |
| Maldon             | 1,151                     | 78               | 69                      | 273                   | 80               | 66                      | 76  |
| Rochford           | 1,030                     | 79               | 71                      | 210                   | 78               | 85                      | 90  |
| Tendring           | 2,026                     | 84               | 36                      | 417                   | 79               | 86                      | 94  |
| Uttlesford         | 1,969                     | 81               | 71                      | 424                   | 81               | 79                      | 94  |
| Southend on Sea    |                           |                  |                         |                       |                  |                         |   |
| UA                 | 1,590                     | 67               | 77                      | 299                   | 71               | 69                      | 84  |
| Thurrock UA        | 1,397                     | 80               | 82                      | 283                   | 75               | 82                      | 93  |