



Rochford District
Council

REPORT OF THE CLIMATE EMERGENCY COMMITTEE

1 CLIMATE EMERGENCY PROGRESS REPORT

1.1 At Full Council meeting on 28 June 2023, Council agreed to declare a Climate Emergency and that actions and plans both internal and external considered at the Climate Emergency Committee meeting and a written report would be brought back to Full Council.

1.2 An extract of the key elements of the report to the Climate Emergency Committee is attached at Appendix 1.

1.3 It is proposed that Council **RESOLVES**

To receive the Climate Emergency Committee progress report.



Appendix 1

REPORT TITLE:	Climate Emergency Progress Report
REPORT OF:	Marcus Hotten, Director of Environment

REPORT SUMMARY

The report sets out the progress made against the Council’s Sustainability Strategy and sets out the next steps in the Council’s response to the climate and ecological emergency in achieving carbon net zero.

RECOMMENDATIONS

- R1 – That the progress made against the Council’s Sustainability Strategy be noted.
- R2 - That the targets, as set out in paragraph 5.1 of the report, be noted.

SUPPORTING INFORMATION

1.0 INTRODUCTION

- 1.1 In February 2023, the Executive approved the Sustainability Strategy which set out the high level approach as to how Rochford District Council will achieve its declared aims of achieving carbon neutrality within its own activity by 2030 and district wide by 2040.
- 1.2 Further to that report at a meeting on 28 June 2023 Full Council approved the declaration of a climate and ecological emergency, where a commitment was made to bring an update report on the progress of the Sustainability Strategy to the next, and subsequent meetings, of Full Council.

2.0 SUMMARY OF CLIMATE AND SUSTAINABILITY WORK – 2022/23

- 2.1 The list provides a summary of achievements in the 2022/23 administrative year:-
 - Recruited an interim Climate & Sustainability Officer.
 - The Council’s finalised Sustainability Strategy for 2022-2030 was approved in February 2023.

- The determination of the 2018 baseline carbon footprint for the Council's corporate and managed services.
- Undertook initial site energy audits for the Mill Arts & Events Centre, Clements Hall Leisure Centre, Rayleigh Leisure Centre and the Freight House.
- The EST Electric Vehicle Charging Strategy Workshop took place at the Mill Arts & Events Centre.
- Held a Rochford Environmental Business Alliance (REBA) Business Breakfast event with local businesses discussing their net zero journey at Trust Links in Rochford.
- Scoping of the business case for switching waste vehicle fleet fuel from diesel to HVO renewable diesel.
- Supporting the Association of South Essex Local Authorities (ASELA) on the Climate & Environment Workstream.
- Supporting the Climate Action Anchors Working Group (CAAWG), a pan county cross public sector group looking at climate action.
- As of May 2023, working with the Greater Southeast Net Zero Hub, the Council has successfully delivered £740,566 in low carbon retrofit works from the Government's Sustainable Warmth Scheme in Rochford supporting low income, vulnerable and off mains gas grid households to achieve an EPC C rating – approximately 36 homes.
- Updated the Council website to include links on how residents can save energy at home, access the solar together bulk buying PV scheme and information on grants for retrofit measures.

3.0 SUSTAINABILITY STRATEGY PROGRESS

3.1 The progress of the Sustainability Strategy has been set out below against three broad measures, each of which provide different context and value to assessing the success of the strategy.

3.2 These measures are

- The reporting of progress against actions, as set out in the agreed action plan of the Sustainability Strategy;
- The Score provided by the Climate Emergency UK – Council Climate Plan scorecard; and

- The corporate and managed services progress to net zero from baseline year 2018/19

Sustainability Action Plan Progress

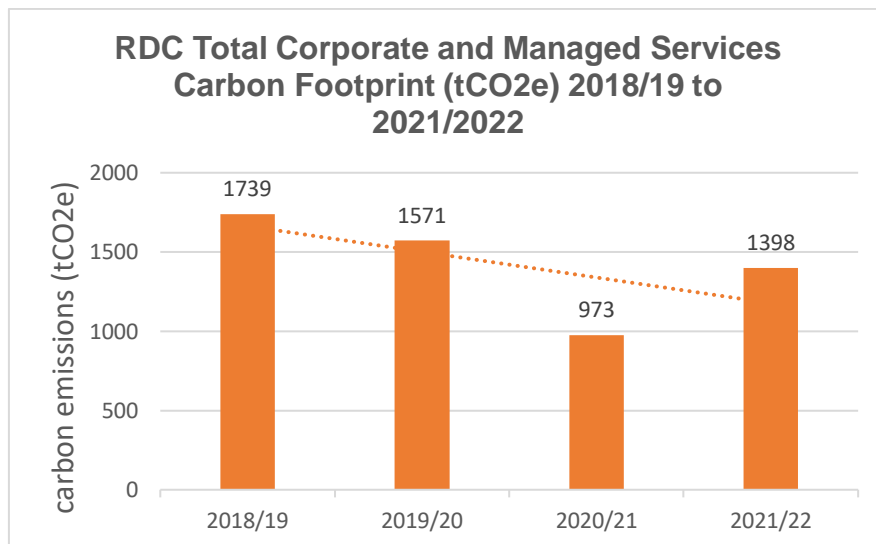
- 3.3 The current action plan is appended to this report (Appendix 1). Additional columns have been added to provide commentary on progress and a RAG rating, where RED signifies no progress; AMBER signifies progress but with time scales slipping; and GREEN signifies that progress has been made as expected. Those actions that have yet to start are not given a RAG rating.
- 3.4 Of the 31 actions identified within the plan, 9 have progressed and are on track for completion against original agreed set dates, 9 have progressed but have not completed or likely to complete within the original timescale set.
- 3.5 Proposed revised time-constrained targets for key aspects of the action plan are set out further within the report.

Council Climate Plan scorecard

- 3.6 Climate Emergency UK is a not-for-profit cooperative which has been working with councils and residents since 2019 to share best practice about what councils can do to tackle the climate and ecological emergency and to encourage effective action.
- 3.7 The Council Climate Plan Scorecards are the first assessment of all the Climate Action Plans produced by first and second tier local authorities in the UK. Climate Action Plans set out what a local authority plans to do to reduce climate emissions and reverse biodiversity loss in line with its climate emergency declaration. The questions asked of councils were based on the Climate Action Plan Checklist, developed by Climate Emergency UK with help from Friends of the Earth, the Centre for Alternative Technology, Ashden, the Association for Public Service Excellence (APSE) and with feedback from Councillors and Council staff.
- 3.8 Every council was sent details of their scores and invited to comment and correct any inaccuracies.
- 3.9 RDC was invited to comment on its action plan, and when updating its Sustainability Strategy, aligned its structure to mirror Climate Emergency UK best practice with the following sections: Buildings & Heating, Transport, Governance & Finance, Planning, Biodiversity, Collaboration & Engagement and Waste Reduction & Food.
- 3.10 The current scorecard for the Council, based on the 2021 assessment, is 3%. The updated Council Climate Action Scorecard results will be released in Autumn 2023 and reported to the Committee. The new scorecard will give an indication of the direction of travel, for the Council's approach to addressing the Climate Emergency, when compared to the previous 2021 score.

Corporate and Managed Services Progress to Net Zero from Baseline Year 2018/19

- 3.11 Carbon emissions for the RDC corporate estate have fallen by 19.2% from the baseline year 2018/19 emissions figure of 132tCO₂e to around 107tCO₂e in 2021/22.
- 3.12 When managed services are also included carbon emissions have fallen from 1,739tCO₂e in 2018/19 to 1,398tCO₂e in 2021/22 equivalent to a 19.6% reduction.



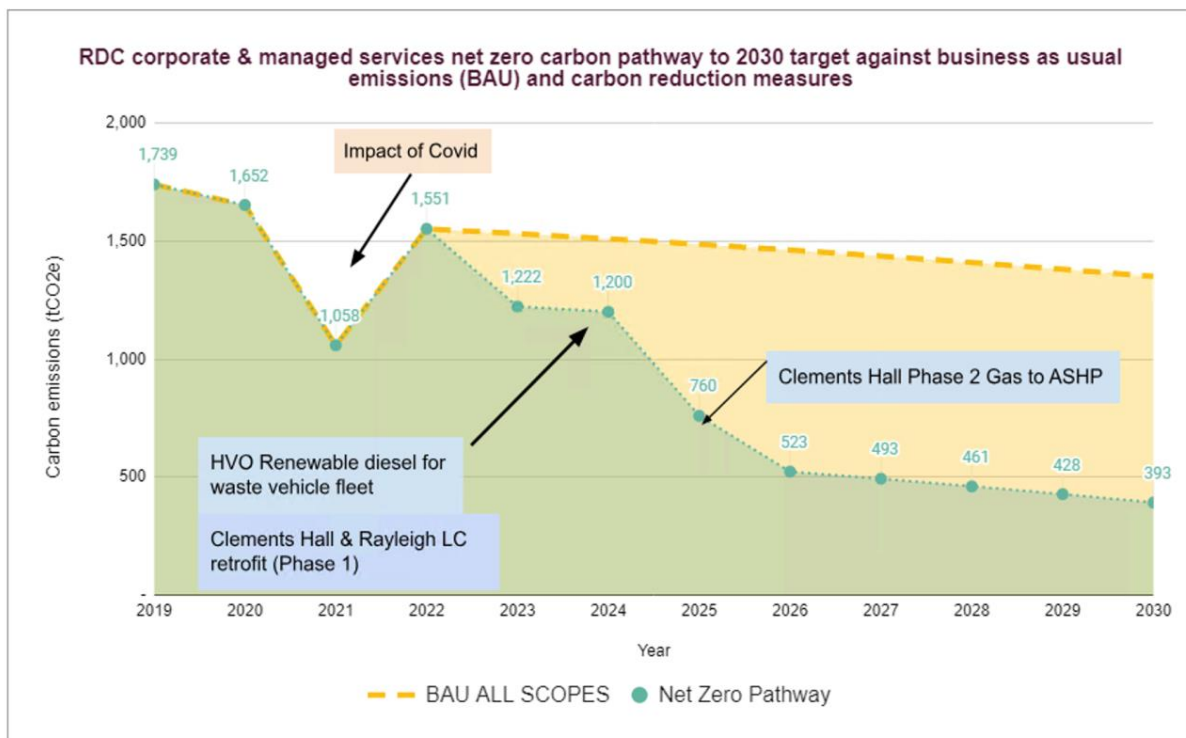
4.0 Future Progress

- 4.1 A key emphasis on the actions for 2023/24 will be to identify the works required to achieve carbon net zero for the Council’s estate by 2030. The approach has been set out in the appended report: RDC Net Zero Carbon 2030 Scoping Exercise (Appendix 2). In summary, the works will consist of obtaining costs for each aspect of the estate and identifying, and where possible, securing external funding to deliver specific projects.
- 4.2 From initial site energy surveys carried out on Council owned and managed services, a range of carbon reduction measures have been considered: including building fabric; solar photovoltaics; lighting upgrades; pool covers; switching to low carbon heat sources; and alternate fuels have been explored. The opportunities identified will assist in determining how the Council 2030 net zero carbon target can be achieved.
- 4.3 Indicative figures have been obtained for the proposed Phase 1 of carbon reduction measures. However, at this stage, costs for Phase 2 of the scheme have not been fully determined; this stage would focus on the conversion of gas boilers to air source heat pumps, in particular at Clements Hall Leisure Centre.

Measure	Carbon Saving (tCO ₂ e)	Annual Cost/l Savings (£)	Cap Ex (£)	Payback period (yrs)
All Refuse fleet to Renewable diesel	555.8	-94,000	n/a	n/a
Leisure Centres Phase 1: Clements Hall Retro Fit Phase 1 Solar PV, Cavity Wall Insulation, Lighting, Pool Cover & Rayleigh: Lighting & Solar PV	170.3	60,000	300,000	6
Clements Phase 2 Gas to ASHP	222.1	TBC	TBC	TBC
Total	948.2	-11,247	361,750	

Table 1 Carbon Reduction Measures Identified

4.4 These measures are outlined below and presented graphically to compare to business as usual (BAU) i.e no action. An outline timescale is shown for implementation of measures with the associated reduction in carbon emissions.



4.5 The figure above shows that a reduction in Council corporate and managed services gas usage of around 70% and overall reduction of 88% in carbon emissions is currently achievable by 2030. This is in part due to the national power grid forecast to produce more renewable energy from solar and wind by the end of the decade.

4.6 Business cases for Phase 1, and Phase 2, of the proposed decarbonisation route for the Council will be presented to the Climate Emergency Committee for consideration. Further work will also be undertaken to identify suitable actions and technologies that will assist in addressing the remaining carbon consumption set out in the graph above.

4.7 There are currently two relevant funds that the Council can apply for: The Swimming Pools Fund and the Public Sector Decarbonisation Fund. Officers are in the process of pulling together applications for both funds with respect to works for Rayleigh and Clements Hall Leisure Centres. If these bids are successful the works would represent around 40% of the carbon reduction opportunities identified.

5.0 Setting Sustainability Strategy Targets for 2023/24

5.1 Specific targets based on the Sustainability Action Plan have been drawn out and are proposed below:-

- To secure funding, and assist in the delivery of improvements for 50 park homes through the Sustainable Warmth Programme by the end of 2023/24;
- To submit an application for the Phase II Swimming Pool Fund in October 2023 for improvements to Clements Hall Leisure Centre;
- To submit an application to the Phase 3c of the Public Sector Decarbonisation Scheme in November 2023;
- To submit the fully costed business case for the replacement of diesel in the Council and Norse fleet with hydrogenated vegetable oil for consideration by the October Full Council meeting; and
- To present to the December Full Council meeting a fully costed plan setting out the Council's path to carbon net zero.

5.2 It should be noted that, due to the time lag of securing resources for, and the delivery of, carbon reduction projects, it is anticipated that the carbon emissions for the Council estate will not reduce significantly in the 2023/24 year. Therefore a specific target for carbon reduction has not been set at this time.

6.0 FINANCIAL IMPLICATIONS

6.1 The report is not seeking any commitment to any further funding from the Council. Should further finance be required, that cannot be met by external funding, then a further report would be presented for consideration. It is anticipated that such funding would, in all likelihood, be considered in the budget setting cycle as part of the Medium Term Financial Strategy.

7.0 LEGAL IMPLICATIONS

7.1 There are no direct legal implications arising from this report.

8.0 RESOURCE IMPLICATIONS: STAFFING, ICT AND ASSETS

8.1 There are no additional resourcing implications, but progressing the commitment will require the Council to identify resources to achieve the aims set out.

9.0 RELEVANT RISKS

9.1 There is a risk of raising expectations, through stating aims that may not be achievable once the level of resourcing required is determined.

10.0 EQUALITY IMPLICATIONS

10.1 There are no direct equality and diversity implications arising from this report.

11.0 ENVIRONMENT AND CLIMATE IMPLICATIONS

11.1 The implications are included within the body of this report.

REPORT AUTHOR: **Name:** **Marcus Hotten**
 Title: **Director of Environment**
 Phone: **07814 861952**
 Email: **Marcus.hotten@rochford.gov.uk**

SUBJECT HISTORY (last 3 years)

Council Meeting	Date
The Executive	February 2023
Overview & Scrutiny Committee	February 2023
Full Council	June 2023

Built Environment and Energy					
Aims	Action	Progress	Next Steps	Desired Outcome	RAG
<i>To improve the energy efficiency of domestic properties in the district to EPC rated C or better.</i>	Work with Energy Support Trust to promote simple EE measures and help promote grant schemes by Feb 2023.	Agreement in place for the Sustainable Warmth program with Greater Southeast Net Zero Hub. Insulation scheme delivered to 36 Homes to date Domestic Energy Efficiency Officer in post	To secure funding for 32 Homes and 30 Park Homes in 2023/24	Near Net Zero emissions from domestic housing 2040	GREEN
	Engage with local adult education and social housing partners to develop low carbon apprenticeship opportunities by April 2025	No progress to report	Non planned at present	Near Net Zero emissions from domestic housing 2040	
<i>To support industrial and commercial organisations to achieve non-domestic gas reduction and efficient use of electricity.</i>	Continue to support the Rochford Environmental Business Alliance for net zero services and funding opportunities	REBA workshop on Carbon Reduction Held	Continue to produce REBA updates to business community	Near Net Zero emissions from commercial & industrial sites 2040	AMBER

Built Environment and Energy					
Aims	Action	Progress	Next Steps	Desired Outcome	RAG
<i>That all Council owned, and managed buildings are net zero by 2030</i>	Develop council procurement policy to support net zero/low energy lighting, equipment and buildings <i>October 2023</i>	Scoping included in Phase 1 – to be included in future asset development programs	Gain precise quotes for Phase 1 Carbon Reduction Programme	All council owned and managed services buildings achieve net zero by 2030	GREEN
	Seek and secure funding bids for Government Decarbonisation fund to support retrofitting of Council stock	Phase 1 of carbon reduction for council estate scope established	Phase 2 of carbon reduction programs needs to be firmed up.	All council owned and managed services buildings achieve net zero by 2030	AMBER
<i>To maximise opportunities for renewable energy generation in the district.</i>	Investigate suitability of bulk buy solar schemes eg ECC, with a view to registering and promoting in the District	No progress to Report Promote solar schemes	None planned at present.	To be confirmed	
	Consider suitability of Heat Networks and Community energy schemes in new builds.	No progress to report	None planned at present	To be confirmed	

Biodiversity & Natural Environment					
Aims	Action	Progress	Next Steps	Desired Outcome	RAG
<i>To increase biodiversity and ecosystem functioning across the district</i>	Develop and implement management plans for all council owned parks and spaces to maximise biodiversity by December 2025.	No Progress to report - Management Plans already in place for all the woodland estate	Draft management plan for Cherry Orchard CP	Targets to be set once biodiversity baseline established	GREEN
	Continue to promote opportunities for conservation volunteering for schools, residents and businesses	Volunteer Policy now approved	Programme of volunteering and recruitment to develop	To be confirmed	GREEN
	Implement the measures from the 2021 Biodiversity Topic paper and commissioned wildlife sites review to support the new local plan to 2040	No progress to report	Meeting with Local Nature Recovery Strategy partnership	To be confirmed	
<i>To continue to increase tree cover across the district</i>	Supporting the Essex Forest Initiative committed to plant £1million worth of trees over the course of five years,	2000 whips planted	Further tree planting opportunities to be identified for the winter 23	To be confirmed	GREEN

Waste Reduction & Food					
Aims	Action	Progress	Next Steps	Desired Outcome	RAG
<i>To reduce non-recyclable waste levels and to increase recycling rates to 70%</i>	To participate and support county and national recycling campaigns by September 2023.	Currently promoting Essex – ‘Love Food’ campaign		10% improvement in recycling of waste by 2030, 15% by 2040	GREEN
	To Deliver the 2021 Waste Collection Strategy for the District	Separate food collection service agreed by Council	Separate Food Collection to be rolled out in 2024		AMBER
<i>The Council to consider whole lifecycle of materials purchased and when procuring services to minimise waste</i>	Include waste minimisation in Council contract specifications by October 2023	Draft wording for specification drawn up	Wording finalised and adopted	To be confirmed	GREEN
<i>To support elimination of waste and the over exploitation of our natural resources.</i>	Support and participate in County cross-border project called ‘Blueprint to a Circular Economy’	Presently contributing to the Essex Waste Strategy	To continue to attend Essex Waste Strategy Meetings	To be confirmed	GREEN
Increase sustainable food production in the district.	Support rural agricultural businesses to take advantage of and raise awareness of UK Govs Agricultural Transition Plan	No progress	None planned at present	To be confirmed	

COLLABORATION & ENGAGEMENT					
Aims	Action	Progress	Next Steps	Desired Outcome	RAG
<i>To support residents and businesses to understand and implement net zero principles</i>	To continue to provide workshops and resources for residents and local businesses on how to save energy, waste & water use	Workshop held for REBA members on carbon reduction	None Planned at present	Reduction in business and domestic carbon emissions	AMBER
<i>To support and engage with local environmental and community groups to achieve net zero</i>	Ensure the council is involved with and engaged in the work of local environmental and community groups	Meeting of Parish Councils to arrange	look to RAVs	Third sector CVS working together on net zero district	AMBER
<i>To encourage schools in the district to become eco-schools and similar schemes.</i>	Identify those schools keen to become eco schools encourage to take part in schools streets scheme by April 2024.	No progress to report	Send a letter to all schools	25% of schools school streets by 2030.	
<i>To create more low carbon and renewable energy jobs.</i>	Engage with local adult education and social housing partners to develop low carbon apprenticeship opportunities by April 2025.	No progress to report	None planned at present	Developing the local green workforce to deliver net zero projects	

TRANSPORT & AIR QUALITY					
	Action	Progress	Next Steps	Desired Outcome	RAG
<i>To invest in zero and low-carbon vehicles across the Council fleet.</i>	Develop a Council fleet management plan seeking to replacing council vehicles with electric/hydrogen and exploring low carbon fuels such as Hydrogenated Vegetable Oil (HVO) by October 2023	Fleet of Vehicle and carbon impact established. HVO business case established	Present HVO business case to Norse for comment	Near Net Zero vehicle fleet by 2030 net zero by 2040	AMBER
	Develop business case for renewable diesel by Feb 2023 with aim to roll out across fleet by 2024	As above	As above	Near Net Zero vehicle fleet by 2030 net zero by 2040	GREEN
To encourage modal shift in transport way from car use across the district.	Support and delivery the development of local cycling/walking infrastructure (LCWIP) by September 2023	ECC & Consultant engaged to undertake District LCWHIP	Consultation with stakeholders	10% reduction by in local vehicle traffic by 2030; 20% 2040.	AMBER
	Support Active Essex active travel plans for schools	No progress to report	None Planned at present		
	Promote the national Walk to School & work week	No progress to report	None Planned at present		

	Seek to Promote/Develop local car clubs (pay as you go car hire)	No progress to report	None Planned at present		
	Support and promote more “School Streets” schools	No progress to report	None Planned at present		
TRANSPORT & AIR QUALITY					
	Action	Progress	Next Steps	Desired Outcome	RAG
<i>To improve the public Electric Vehicle charging infrastructure across the district.</i>	Oversee installation of 6 EV charging points on Rochford District Estate by April 2023	Costs obtained for installation	Need to obtain additional budget	Oct 2022 RDC has 3 public EV charging points – double each year	AMBER
	Develop EV charging strategy for district with Energy Support Trust by October 2023	Initial Workshop held with EST	Draft strategy to develop		AMBER
	Seek to amend taxi licensing guidance towards hybrid & electric vehicles by April 2024	No progress to report	None Planned at present		
	Identify funding for EV charge points and help with siting	No progress to report			

Appendix 2

Rochford District Council RDC Net Zero Carbon 2030 Scoping Exercise

In response to the climate and ecological emergency¹ the UK Government set a net zero carbon emissions target for 2050. Rochford District Council (RDC) has set a target to achieve net zero carbon by 2030 for those emissions under its direct influence and district wide by 2040.

This document:

- Outlines RDC baseline corporate, managed and district wide carbon footprint..
- Presents a net zero carbon pathway to demonstrate how corporate and managed services can work towards net zero carbon emissions by 2030.
- Presents the action plan moving forward.

Net zero carbon emissions is defined by the UK Government's Energy Saving Trust as achieving a balance between the carbon emitted into the atmosphere, and the carbon removed from it. This balance – or net zero – will happen when the amount of carbon we add to the atmosphere is no more than the amount removed.

1. RDC Baseline: Corporate, Managed and District Carbon Footprint

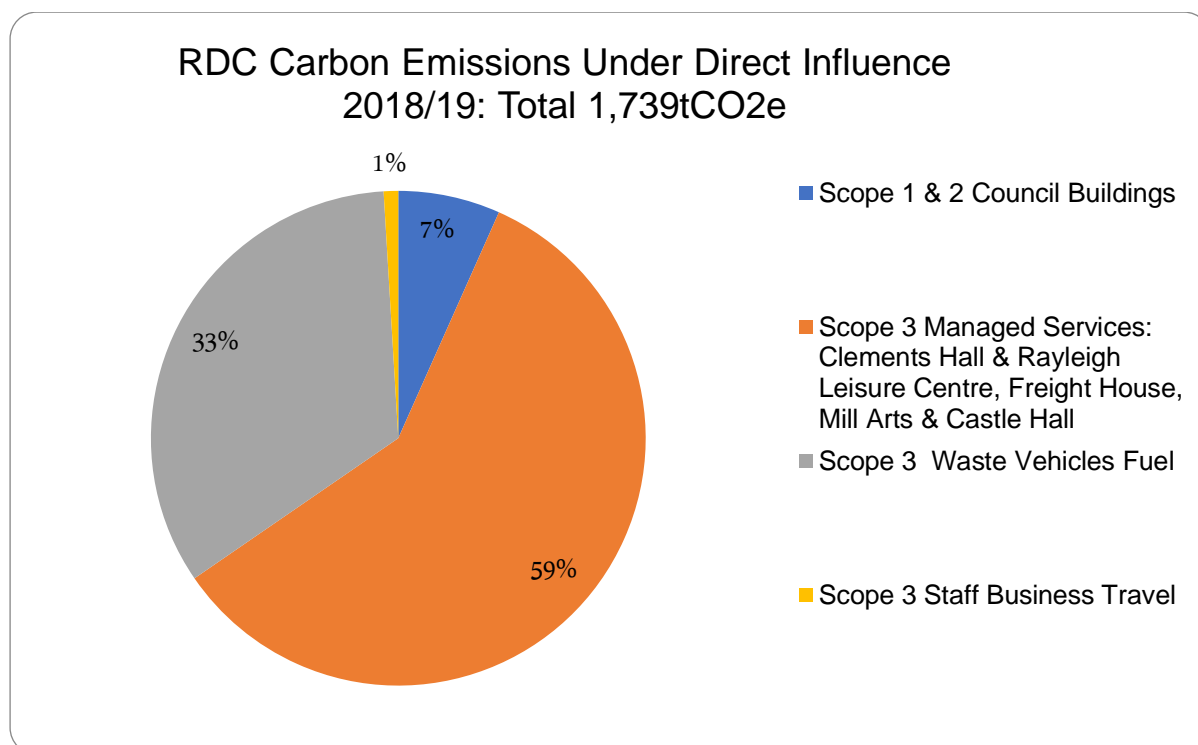
1.1 Corporate & Managed Services Carbon Footprint

- 1.2 The carbon footprint for the Council is calculated using UK Government greenhouse gas conversion data for the base line year 2018/19 (pre Covid) and looks at its own and managed services building energy use, staff travel, and waste fleet fuel data. Annual data is then converted into a carbon figure. Managed services include the waste collection fleet, Rayleigh and Clements Hall Leisure centres, Freight House, Mill Arts & Events Centre and Castle Hall.

The baseline carbon footprint for RDC corporate and managed services emissions in 2018/19 was 1,739tCO₂e²

¹ <https://www.gov.uk/government/speeches/adaptation-and-net-zero-beating-the-climate-emergency-and-building-a-better-world>

² tCO₂e is the term used for tonnes of carbon dioxide emitted /equivalent



1.3 The data shows that the majority of RDC carbon emissions under its influence, around 92% is from managed services and waste fleet fuel emissions. The corporate estate only accounting for 7% or 116tCO₂e.

2. District Carbon Emissions

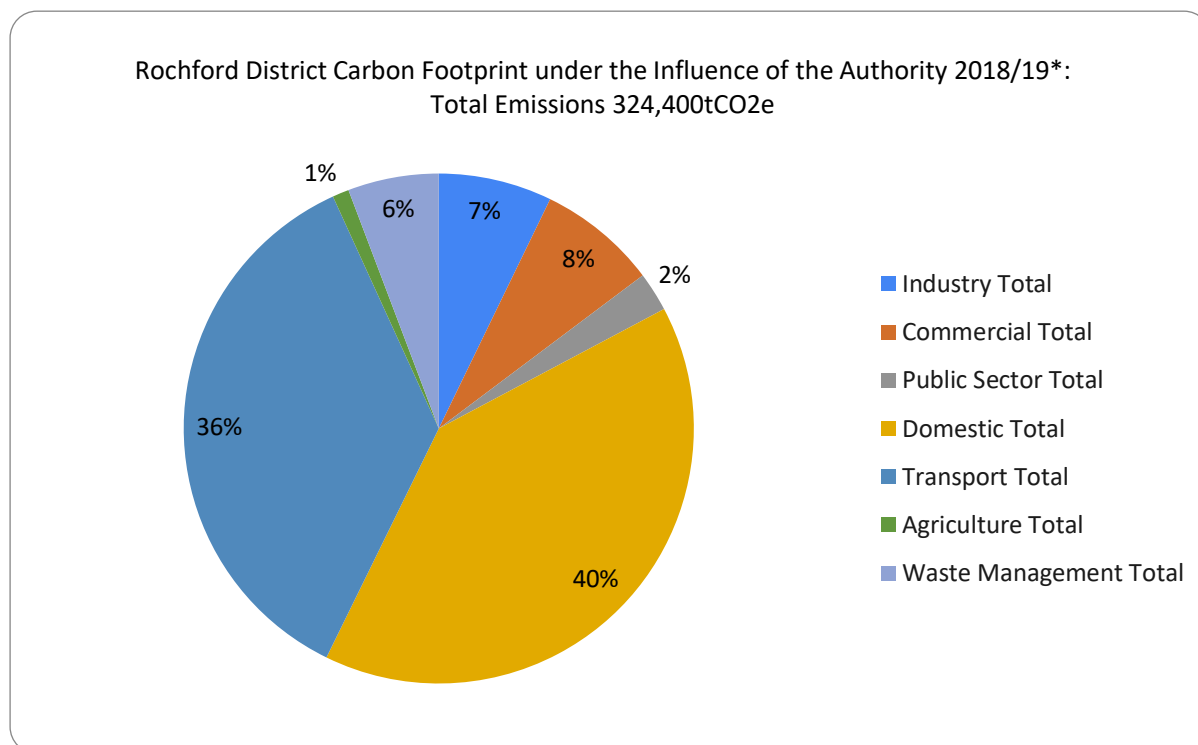
2.1 District wide carbon emissions are provided by the UK local authority and regional greenhouse gas emissions national statistics, 2005 to 2020³. The Rochford District baseline carbon footprint in 2018/19 is calculated from industry, commercial, public sector, domestic, transport, agriculture and waste management :

carbon emissions by sector (ktCO ₂ e)								
Industry Total	Commercial Total	Public Sector Total	Domestic Total	Transport Total	Agriculture Total	Waste Management Total	Grand Total	Per Capita Emissions (tCO ₂)
23.4	24.5	8.1	129.8	116.6	3.4	18.7	324.4	3.7

Table 2: District wide carbon emissions 2018/19

Rochford District Wide Carbon Emissions in 2018/19
Equated to 324,400tCO₂e.

³ [UK local authority and regional greenhouse gas emissions national statistics, 2005 to 2020 - GOV.UK \(www.gov.uk\)](http://www.gov.uk)



The data shows the majority of carbon emissions are from domestic households – the population of Rochford is around 87,630⁴ which approximates to 29,200 households. The next most significant source of carbon emissions is from transport mainly private car owners. RDC own estate and managed services equates to around 0.5% of district wide emissions.

3. RDC Net zero carbon emissions pathway 2030

3.1 Corporate & Managed Services Progress to Net Zero from Baseline Year 2018/19 to 2021/22

3.2 Data has been collected from energy suppliers and managed service providers including Fusion Leisure and Norse Waste Management. The figures in yellow indicate estimates due to data gaps.

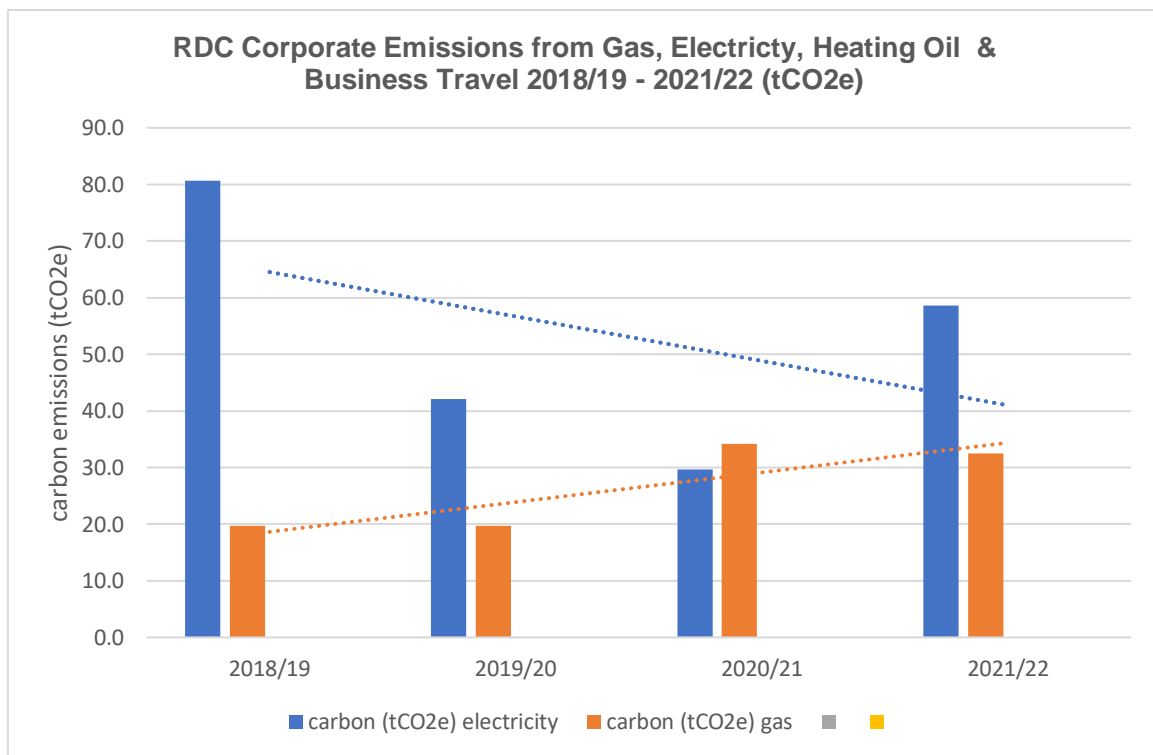
⁴ Understanding the wider determinants of health | Rochford Council

year	Corporate carbon emissions						Managed services: Clements & Rayleigh leisure centres, Mill Arts, Freight House & Castle Hall				business travel	Waste		Total corporate & managed services carbon footprint (tCO2e)
	electricity (kWh)	carbon (tCO2e)	gas (kWh)	carbon (tCO2e)	oil (l)	carbon (tCO2e)	electricity (kWh)	carbon (tCO2e)	gas (kWh)	carbon (tCO2e)	carbon (tCO2e)	diesel (l)	carbon	
2018/19	315,470	80.6	107,392	19.7	6,121	15.6	1,690,633	432.1	3,205,685	589	16.5		585	1,739
2019/20	180,572	42.1	107,392	19.7	5,509	14.0	1,546,625	360.6	2,768,085	509	16.5	228,467	581.7	1,544
2020/21	200,029	42.5	186,357	34.1	5,000	12.7	418,103	88.8	1,294,839	237	3.3	227,900	578.9	997
2021/22	303,127	59	178,035	32.4	5,000	12.7	1,166,669	225.6	2,803,865	511	8.25	228,348	580.0	1,428

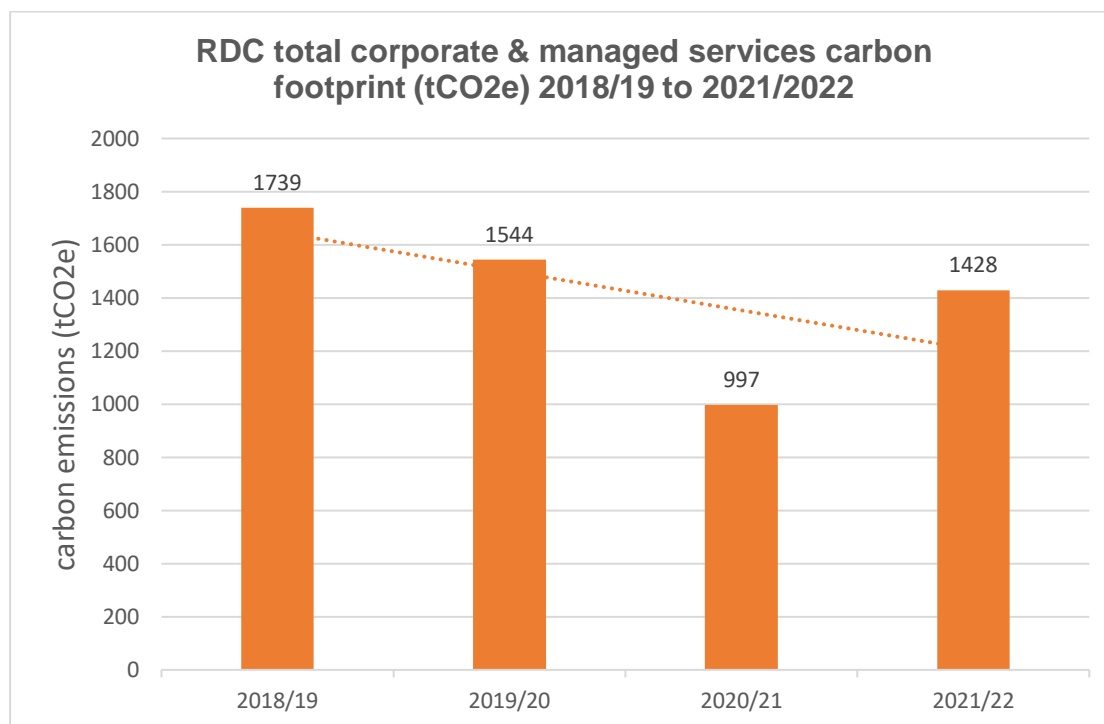
Table 3RDC Corporate & Managed Services Carbon Emissions 2018/19 to 2021/22

Carbon emissions for the RDC corporate estate have fallen by 19.2% from the baseline year 2018/19 emissions figure of 132tCO2e to around 107tCO2e in 2021/22

This is shown in the graph below:



When managed services are also included carbon emissions have fallen from 1,739tCO2e in 2018/19 to 1,398tCO2e in 2022/23 equivalent to a 19.6% reduction.



3.3 Journey to Net Zero Carbon 2030

3.4 From initial site energy surveys carried out on RDC owned and managed services, carbon reduction measures including building fabric, solar photovoltaics, lighting upgrades, pool covers, switching to low carbon heat sources and alternate fuels have been explored. The opportunities identified will determine if the RDC 2030 net zero carbon target is achievable and potential costs to the council.

3.5 The consensus now for buildings is to electrify all space heating and hot water services with technologies such as heat pumps, as grid carbon intensity is now equal to gas, and each unit of electricity for a heat pump generates three units of heat. At this stage costs have not been determined to convert gas boilers to air source heat pumps at Clements LC. There is a premium moving to renewable diesel given the market is developing.

Measure	Carbon Saving (tCO2e)	Annual Cost/ Savings (£)	Cap Ex (£)	Payback period (yrs)
All Refuse fleet to Renewable diesel	555.8	-94,000	n/a	n/a
Leisure Centres Phase 1: Clements Hall Retro Fit Phase 1 Solar PV, Cavity Wall Insulation, Lighting, Pool Cover & Rayleigh: Lighting & Solar PV	170.3	60,000	300,000	6

Clements Phase 2 Gas to ASHP	222.1	TBC	TBC	TBC
Total	948.2	-11,247	361,750	

Carbon savings vs measures; total savings identified 948tCO2e

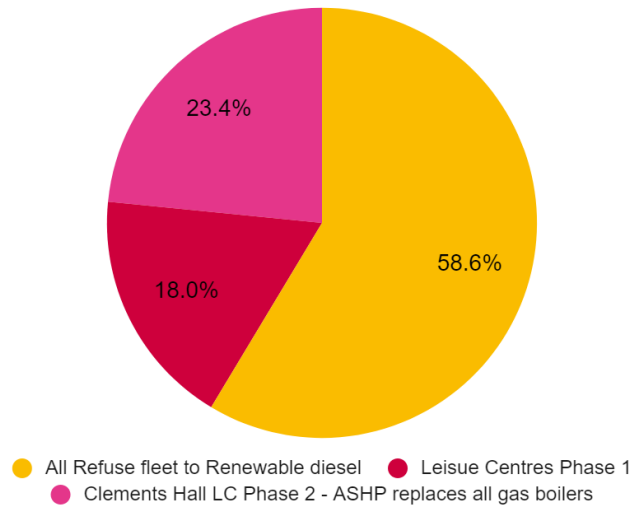


Figure 1 Pie chart shows impact of proposed carbon reduction measures

3.6 The impact of the proposed carbon reduction measures against business as usual and historic emissions is shown below against a proposed timeline for installation.

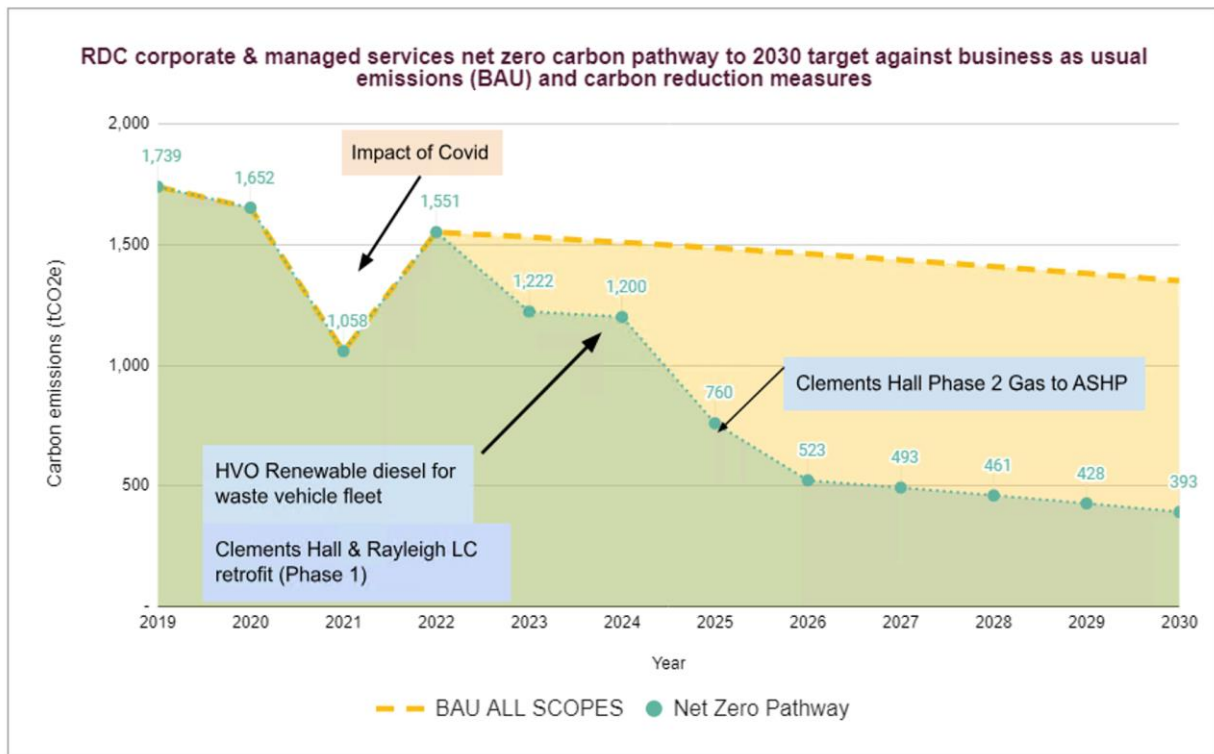


Figure 2 RDC corporate & managed services net zero carbon pathway to 2030 against BAU and carbon reduction measures

The figure above shows that a reduction in RDC corporate and managed services gas usage of around 70% and overall reduction of 88% in carbon emissions is achievable by 2030.

- 3.7 The Council believes in a ‘fabric first’ approach to improve the thermal and energy efficiency of its stock before looking at low carbon or renewable energy measures. The graph below shows the ‘carbon cap ex per tonne’ for a range of measures proposed for Clements Hall Leisure Centre.



Figure 3 Shows the Cap-ex cost per tonne of CO2e saved

4. Funding Approach

4.1 There are currently (July 2023) two funds that RDC can apply for public sector funding: The Swimming Pools Fund and the Public Sector Decarbonisation Fund RDC is in the process of pulling together bids for both funds with respect to works for Rayleigh and Clements Hall Leisure Centres that represent around 40% of the carbon reduction opportunities identified.

4.2. The government's Swimming Pool Support Fund (SPSF)⁵ provides a total of £60 million to local authorities in England as a support package for public leisure facilities with swimming pools, and is split into two phases.

- Phase I - Revenue: £20m is available to support facilities with swimming pools with increased cost pressures, leaving them most vulnerable to closure or significant service reduction.
- Phase II - Capital: £40m will also be made available by the government for capital investment to improve the energy efficiency of public facilities with pools in the medium to long term.

⁵ [Swimming Pool Support Fund | Sport England](#)

- 4.3 Phase II will be most relevant for RDC with respect to retrofit works for Clemence Hall Leisure Centre and details on the capital funding will follow shortly with an expected launch date of September 2023 for applications.
- 4.4 Phase 3c of the Public Sector Decarbonisation Scheme has up to £230 million available in 2024/25. The budget available in 2025/26 will be confirmed this autumn though applicants should assume a broadly balanced profile across 2024/25 and 2025/26.
- 4.5 The Application Portal for Public Sector Decarbonisation⁶ Scheme Phase 3c is expected to open in October 2023
- 4.6 Competition for both schemes will be high and there is no guarantee of success thus RDC may have to look at funding schemes internally.

⁶ [Phase 3c Public Sector Decarbonisation Scheme | Salix Finance](#)