
REPORT TO THE EXECUTIVE – 9 SEPTEMBER 2021**PORTFOLIO: FINANCIAL SERVICES****REPORT FROM: ASSISTANT DIRECTOR, RESOURCES****SUBJECT: QUARTER 1 2021/22 FINANCIAL MANAGEMENT REPORT****1 DECISION BEING RECOMMENDED**

- 1.1 To note the Quarter 1 2021/22 revenue budget and capital position set out in sections 3 and 4 below and detailed in Appendices 1 to 4.

2 REASON/S FOR RECOMMENDATION

- 2.1 The purpose of this report is to set out the forecast revenue and capital budget positions as at end of Quarter 1 2021/22.
- 2.2 The commentary does not attempt to cover all budgetary changes but draws attention to the key factors affecting net expenditure for that service area.
- 2.3 Allocations from the general balance for supplementary estimates (endorsed unplanned expenditure) or proposals to return underspends to the general balance will be recommended for approval by the Assistant Director, Resources, where appropriate.

3 OVERALL FINANCIAL POSITION

- 3.1 The latest revenue budget for 2021/22 is £11.098m which is an increase of £0.899m compared to the original budget of £10.199m. The changes to the original budget are due to drawdowns from reserves which are detailed in Appendix 1. The forecast outturn for general fund expenditure as at Q1 is £11.164m, which is an overspend of £0.066m, after application of the Council's COVID-19 grant allocation, but before any additional funding from the Government's income compensation scheme.
- 3.2 In common with most local authorities, the COVID-19 pandemic is expected to continue to affect the Council's financial position in 2021/22, although the full impact is not yet clear and will depend on how quickly the wider economy recovers. The projections within this report are based on assumptions which have a high degree of uncertainty and will therefore be subject to close monitoring and refinement over the course of the financial year and beyond.
- 3.3 The Council continues to feel the impact on COVID-19 on its budgets, most notably car parking income. These budget pressures are shown gross within the relevant portfolio lines, to enable monitoring of the movements against budget, with the COVID-19 grant income shown separately beneath.

- 3.4 The Councils 2021/22 COVID-19 general grant allocation from Government is £0.341m. It is required to report monthly on its expected financial pressures relating to the pandemic. Government has also introduced a scheme to reimburse local authorities for an element of its lost income which will continue in the first quarter of 2021/22. This is not included in the projected year end position as the amount is not yet confirmed. The Council will seek to mitigate any residual losses through in-year savings as far as possible but if there is an overall deficit at year-end it may be required to draw on its COVID-19 smoothing reserve which was created in 2020/21 for this purpose.
- 3.5 Portfolio holders, supported by Assistant Directors, are accountable for any budget variations within their services and the associated responsibility to ensure expenditure and income are managed within agreed budgets. To make sure that this is successfully achieved, it is essential that Assistant Directors identify any significant emerging variances, develop action plans (endorsed by Portfolio Holders) to address these, and review them throughout the financial year, so that overall expenditure is contained within the available budget.
- 3.6 A breakdown of the revenue position by portfolio is set out in Appendix 2 and summarised in the table below.

Portfolio	2021/22 Original Budget	2021/22 Latest budget	Quarter 1 Actual YTD	End of Year Forecast	Actual Variance (surplus) / Deficit)	Of which: Salary Variance	Of which: Non Salary Variance
Leader/ Deputy Leader	2,981	2,961	591	2,873	(88)	(118)	30
Financial Services	1,352	1,936	1,353	1,906	(29)	(40)	11
Commercial, Business, Local Economy & Leisure	758	932	160	829	(103)	(23)	(80)
Strategic Planning	436	463	(169)	416	(47)	(5)	(41)
Environment & Place	3,250	3,248	862	3,245	(3)	(54)	51
IT, Tourism, Housing & Parking	1,120	1,130	472	1,593	463	(12)	475
Community	552	549	9	513	(36)	(33)	(3)
	10,449	11,217	3,278	11,375	158	(284)	442
Corporate Adjustments	-	-	-	-	-	-	0
Cost of Living Increase (1)		131	0	131	0	0	0
Vacancy Factor (2)	(250)	(250)	-	-	250	250	0
COVID Grant (3)	-	-	(341)	(341)	(341)	-	(341)
TOTAL	10,199	11,098	2,937	11,164	66	(34)	101

(1) Vacancy Factor

The Council budgeted for a vacancy factor saving of £200,000 across all portfolios due to natural turnover of staff during the financial year, plus an additional £50,000 due to the vacant Managing Director post at the start of the year. The actual projected salary savings are shown within each portfolio line.

(2) COVID-19 Grant Income

£0.341m of grants have been allocated to the Council by Government in relation to COVID-19. This is un-ringfenced funding which will be used to offset COVID-19 related pressures incurred across individual service areas detailed in the relevant portfolio areas below. The Council has received a number of other COVID-19 related grants for specific purposes, however these are not reflected in the general fund position as if these are not fully spent they will either be returned or held in ear-marked reserves at year-end.

Portfolio Variances

Salary Variances

- 3.7 Overall, there are Council-wide projected salary savings of £284,200 against a budgeted vacancy factor of £250,000, giving rise to a £34,200 positive variance. The salary savings by portfolio are split out in the table above.

Non-Salary Variances

- 3.8 In addition to the salaries underspends the following significant variances are projected.

Leader/Deputy Leader (£30,000 non-salaries overspend)

- Projected reduction in income of £28,200 for Hackney Carriage and £16,800 in other licensing income due to fewer applications as a result of COVID-19.
- Savings on cost of elections budgets of £14,000, due to reduced printing and postage costs.
- Various small savings across Member Services totalling £2,100.
- £3,900 overspend of attendance bonus due to reduced staff sickness levels.
- Various small savings across Support Services totalling £13,800. This includes stationery, franking costs and photocopier paper.
- £15,900 cost pressure due to COVID-19 related expenditure.
- Other smaller variances across the portfolio resulting in a £5,200 underspend

Financial Services (£11,000 non-salaries overspend)

- Within Council Tax there is a £5,700 reduction in income from the Council Tax Support Administration Subsidy.
- An underspend relating to smaller budgets brought forward from 2020/21 but not required in 2021/22 of £3,200.

- £46,000 estimated reduction in income recoverable from court proceedings relating to Council Tax, and £8,900 from business rates, partially offset by a £3,000 saving in court costs expenditure.
- Additional income from precepting authorities relating to administration of the Council Tax Support scheme of £40,600 is expected.
- Various smaller savings across the portfolio totalling £5,800

Commercial, Business, Local Economy & Leisure (£80,000 non-salaries underspend)

- Income from local land charge search is expected to exceed budget by £12,000 due to increased demand, expenditure in relation to local land charge searches is expected to be under budget by £6,000.
- Various small savings across Rochford & Rayleigh office accommodation expenditure budgets totalling £7,200
- £45,700 savings on Leisure Premises business rates, this is due entitlement to NNDR relief as a result of a Government scheme.
- Various other smaller savings across the portfolio totalling £8,600

Strategic Planning (£41,000 non-salaries underspend)

- Planning income is forecast to over-achieve against budget by £147,700 due to a number of large applications received in the first quarter. However, it is anticipated that c£100,000 of additional staffing costs will need to be funded from this surplus income. Therefore, this gives rise to a net positive variance of £47,700.
- Pre-application advice income is expected to under-achieve by £28,200
- Building control income is forecast over-achieve by £5,000.
- There is a projected £10,000 underspend on dangerous structures expenditure
- Various small savings across the portfolio totalling £6,500

Environment & Place (£51,000 non-salaries overspend)

- Within Recycling Disposal, the Material Recycling Facilities (MRF) contract expenditure is showing a pressure of £60,000 due to the significant decline in the value of the recycling rebate.

- Based on income to date, cemeteries income is forecast to exceed budget by £20,000
- Grounds Maintenance contract is expected to be under budget by £9,300 due to contract inflation costs being lower than anticipated at budget setting.
- Parks and Open Spaces overall income is expected to under be achieved by £22,400 due to the ongoing impact of COVID-19.

IT, Tourism, Housing & Parking (£475,000 non-salaries overspend)

- Parking income is expected to be under budget by £500,100 based on current assumptions due to the ongoing impact of COVID-19. This will be partly mitigated in the first quarter by the Government's Sales, Fees and Charges compensation scheme.
- £7,500 anticipated saving on the IT consultancy budget.
- Various smaller savings across Homelessness and Housing Strategy totalling £5,200
- Based on current predictions income from weddings at the Windmill and Old House are expected to over-achieve by £2,600.
- Various smaller savings across off-street parking totalling £10,000, including maintenance and mobile phone administration costs.

Community (£3,000 non-salaries underspend)

- £2,800 additional Environmental Health income.

4 CAPITAL PROGRAMME

- 4.1 The original Capital Programme for 2021/22 was £3.6m, however as part of the closedown of the 2020/21 financial year, £0.5m of carry forwards were agreed creating a revised budget of £4.1m.
- 4.2 The forecasted outturn on the Council's capital programme as at Quarter 1 is £1.830m. The table at Appendix 3 summarises the projected position by service area.
- 4.3 The major item with slippage against the revised 2021/22 budget is the Asset Development Programme, pending Council agreement of the first Stop/Go decision point to allow works to proceed in-year (£1.994m). There is also expected slippage of £0.095m against the Vehicle Fleet budget and £0.099m against Disabled Facilities Grant expenditure which is demand-led.

- 4.4 The overall forecast outturn can be contained within the funds earmarked for the 2021/22 Capital Programme and is largely funded by grants and the capital receipts reserve.

5 RISK IMPLICATIONS

- 5.1 The Council already faced a challenging situation to balance the budget from 2022/23 onwards, so the impact of COVID-19 on future years' budgets will be considered carefully as part of the Council's MTFs process. Some Government grants and income compensation monies have been used to create a COVID-19 smoothing reserve during 2020/21 to assist with future pressures; use of this will need to be monitored closely.
- 5.2 The Sales, Fees and Charges income compensation scheme continues into the first quarter of this financial year; however, after this point the Council will feel the full impact of any ongoing income losses e.g. from car parking. The Council is likely to have to take difficult decisions to ensure its financial sustainability in the medium term, unless significant additional ongoing resources are agreed for local authorities as part of the Comprehensive Spending Review anticipated in 2021.
- 5.3 The Council continues to work with the District Councils' Network and other sectoral bodies to lobby Government for appropriate funding to ensure any COVID-19 losses are fully compensated. It has provided detailed estimates of all its pressures to MHCLG each month to inform the governmental analysis of the impact of the pandemic on Local Government finances.
- 5.4 Delays in completing the items on the Capital Programme could prevent the Council from achieving its strategic objectives and lead to adverse publicity.

I confirm that the above recommendation does not depart from Council policy and that appropriate consideration has been given to any budgetary and legal implications.

LT Lead Officer Signature: _____



ASSISTANT DIRECTOR, RESOURCES

Background Papers:-

None.

For further information please contact Naomi Lucas on:-

8.6

Phone: 01702 546366 x 3517
Email: Naomi.Lucas@rochford.gov.uk

If you would like this report in large print, Braille or another language please contact 01702 318111.

APPENDIX 1: YEAR TO DATE RESERVE DRAWDOWNS 2021/22

<i>Description</i>	<i>Amount £</i>	<i>Reason</i>	<i>Authorisation</i>
<u>Leader/ Deputy Leader</u>			
Licensing Reserve	18,000	Licensing Animal Welfare Contractors	Assistant Director, Resources
Devolution Reserve	4,337	Devolution Model	Assistant Director, Resources
Legal Reserve	468	Legal Consultancy	Assistant Director, Resources
<u>Financial Services</u>			
ND New Burdens Reserve	2,182	Software Changes	Assistant Director, Resources
HB New Burdens	500	Subsidy phone line costs	Assistant Director, Resources
Infrastructure Reserve	221,130	Connect project including training	Investment Board/ Full Council
Infrastructure Reserve	385,039	Asset Delivery Programme	Investment Board/ Full Council
<u>Commercial, Business, Local Economy & Leisure</u>			
Leisure Smoothing Reserve	159,833	Fusion Leisure Contract	Assistant Director, Resources/ The Executive
Active Rochford Reserve	7,700	Active Rochford Projects	Senior Leisure & Cultural Services Officer
COVID 19 Reserve	13,656	Funding leisure contract	Assistant Director, Resources
<u>Strategic Planning</u>			
Planning Reserve	47,000	Planning consultancy/ agency	Assistant Director, Resources
<u>Environment & Place</u>			
Business Rates Smoothing Reserve	6,711	Ashingdon Pavilion Business Rates	Assistant Director, Resources
<u>IT, Tourism, Housing & Parking</u>			

Flexible Homeless Support Grant	22,186	Homelessness Support	Assistant Director, Resources
Flexible Homeless Support Grant	4,600	Homelessness Support	Louisa Moss
Community			
Environmental Health Reserve	3,392	Environmental Health Contractor	Louisa Moss
Crime & Disorder Reserve	2,000	RIPA Policy Review	Louisa Moss
Total	898,734		-

APPENDIX 2: FORECAST YEAR-END POSITION FOR 2021/22 AS AT END OF JUNE 2021

PORTFOLIO HOLDER: LEADER/DEPUTY LEADER, CLLR S E WOOTTON & CLLR C E ROE

Service Area	Lead Officer	2021/22 Original Budget	2021/22 Latest budget	Quarter 1 Actual YTD	End of Year Forecast	Actual Variance (surplus) / Deficit)
Reception	D Tribe	0	0	(2,319)	0	0
Support Services	D Tribe	125,450	124,250	19,213	114,637	(9,613)
Legal Services	A Law	112,200	111,768	8,485	110,825	(943)
Human Resources	A Hutchings	195,700	193,700	41,191	201,420	7,720
Communications	D Tribe	79,450	77,850	9,598	77,823	(27)
Licensing	L Moss	56,550	72,650	22,868	85,969	13,319
Customer Services	D Tribe	447,900	439,000	104,125	423,977	(15,023)
Hackney Carriage	L Moss	(87,900)	(87,900)	(17,828)	(60,337)	27,563
Corporate Management	A Hutchings	220,350	224,045	(43,076)	240,449	16,404
Member & Committee Services	A Law	444,500	441,900	107,533	433,605	(8,295)
Assistant Directors	A Hutchings	651,250	639,650	144,720	637,292	(2,358)
Strategic Director	A Hutchings	136,700	134,100	33,522	136,029	1,929
Managing Director	A Hutchings	174,700	171,300	4,620	66,690	(104,610)
Civics	A Law	72,500	71,300	1,541	71,029	(271)

Conducting Elections	A Law	163,150	161,800	120,208	160,193	(13,165)
Registration of Electors	A Law	97,850	96,500	15,551	84,942	
Overview	A Law	1,100	1,100	0	1,100	0
Leadership Support Team	A Law	89,400	87,500	20,651	86,951	(549)
	TOTAL	2,980,850	2,960,513	590,602	2,872,595	(87,918)

PORTFOLIO HOLDER: FINANCIAL SERVICES, CLLR S P SMITH

Service Area	Lead Officer	2021/22 Original Budget	2021/22 Latest budget	Quarter 1 Actual YTD	End of Year Forecast	Actual Variance (surplus) / Deficit)
Housing Benefit Administration	N Lucas	274,523	267,423	(49,973)	269,424	2,001
Housing Benefits Payments	N Lucas	(171,190)	(171,190)	543,706	(171,190)	0
Audit	N Lucas	126,600	124,600	19,898	100,056	(24,544)
Financial Services	N Lucas	396,150	389,750	105,715	385,039	(4,711)
Non-Distributed Costs	N Lucas	0	789,000	850,775	785,733	(3,267)
Projects	N Lucas	0	606,169	45,984	606,169	0
Council Tax	N Lucas	(55,950)	(62,350)	(193,828)	(50,586)	11,764
Business Rates	N Lucas	(65,900)	(65,318)	22,991	(54,966)	10,352
Procurement	A Law	58,550	57,450	8,161	36,639	(20,811)
Risk & Performance Management	N Lucas	0	0	0	0	0
Other Operating Inc & Exp	N Lucas	789,000				
	TOTAL	1,351,783	1,935,534	1,353,429	1,906,317	(29,217)

PORTFOLIO HOLDER: COMMERCIAL, BUSINESS, LOCAL ECONOMY & LEISURE, CLLR M J WEBB

Service Area	Lead Officer	2021/22 Original Budget	2021/22 Latest budget	Quarter 1 Actual YTD	End of Year Forecast	Actual Variance (surplus) / Deficit)
Office Accommodation Rayleigh	M Harwood – White	62,750	62,450	34,900	64,840	2,390
Office Accommodation Rochford	M Harwood – White	227,400	226,700	83,285	217,968	(8,732)
Estate Management Services	M Harwood – White	209,800	206,000	45,048	183,289	(22,711)
Sports Development & Promotion	M Harwood – White	54,600	61,200	16,668	59,232	(1,968)
Leisure Premises	M Harwood – White	186,450	346,283	(3,119)	300,541	(45,742)
Leisure Client Account	M Harwood – White	45,700	58,556	17,132	58,772	216
Emergency Planning	M Harwood – White	53,000	52,600	9,862	51,498	(1,102)
Local Land Charges	D Tribe	(140,000)	(140,000)	(52,584)	(157,969)	(17,969)
Health & Safety	M Harwood – White	58,400	57,800	9,246	50,384	(7,416)
	TOTAL	758,100	931,589	160,437	828,556	(103,033)

PORTFOLIO HOLDER: STRATEGIC PLANNING, CLLR I H WARD

Service Area	Lead Officer	2021/22 Original Budget	2021/22 Latest budget	Quarter 1 Actual YTD	End of Year Forecast	Actual Variance (surplus) / Deficit)
Highways/ Roads Routine	M Hotten	(18,000)	(19,200)	10,036	(17,488)	1,712
Development Management	M Hotten	179,200	215,100	(153,931)	190,148	(24,952)
Building Control Client Account	M Hotten	235,100	241,100	58,018	228,755	(12,345)
Building Control Fee Account	M Hotten	(210,000)	(220,000)	(77,772)	(225,000)	(5,000)
Planning Policy & Eco Dev	M Hotten	250,100	246,100	(5,498)	240,077	(6,023)
	TOTAL	436,400	463,100	(169,147)	416,493	(46,607)

PORTFOLIO HOLDER: ENVIRONMENT AND PLACE, CLLR D J SPERRING

Service Area	Lead Officer	2021/22 Original Budget	2021/22 Latest budget	Quarter 1 Actual YTD	End of Year Forecast	Actual Variance (surplus) / Deficit)
Cemeteries & Churchyards	M Hotten	(120,250)	(120,250)	(56,361)	(140,152)	(19,902)
Street Cleansing	M Hotten	739,700	739,700	116,297	738,600	(1,100)
Public Conveniences	M Hotten	43,400	29,900	(3,182)	29,814	(86)
Coast Protection	M Hotten	2,300	2,300	0	2,300	0
Depot	M Hotten	35,700	35,700	29,947	35,641	(59)
Recycling Collection	M Hotten	2,189,400	2,187,142	305,362	2,159,416	(27,726)
Recycling Disposal	M Hotten	(437,500)	(437,500)	259,415	(377,500)	60,000
Parks & Open Spaces	M Hotten	797,450	810,961	210,892	797,050	(13,910)
	TOTAL	3,250,200	3,247,952	862,370	3,245,169	(2,784)

PORTFOLIO HOLDER: IT, TOURISM, HOUSING & PARKING, CLLR D S EFDE

Service Area	Lead Officer	2021/22 Original Budget	2021/22 Latest budget	Quarter 1 Actual YTD	End of Year Forecast	Actual Variance (surplus) / Deficit)
Off St Parking	M Harwood – White	(1,123,600)	(1,125,700)	186,745	(637,800)	487,900
Housing Strategy	L Moss	10,000	10,000	(990)	8,040	(1,960)
Private Sector Housing Renewal	L Moss	67,400	65,500	12,500	65,787	287
Homelessness	L Moss	824,324	845,310	(179,871)	842,022	(3,288)
Digital Services	D Tribe	153,900	150,700	38,173	150,502	(198)
Computer Services	D Tribe	1,173,650	1,170,050	423,217	1,154,190	(15,860)
Culture & Heritage – Windmill	M Harwood – White	(12,700)	(12,700)	(14,435)	(16,197)	(3,497)
Information	A Law	27,000	26,400	6,486	26,436	36
	TOTAL	1,119,974	1,129,560	471,824	1,592,980	463,420

PORTFOLIO HOLDER: COMMUNITY, CLLR A L WILLIAMS

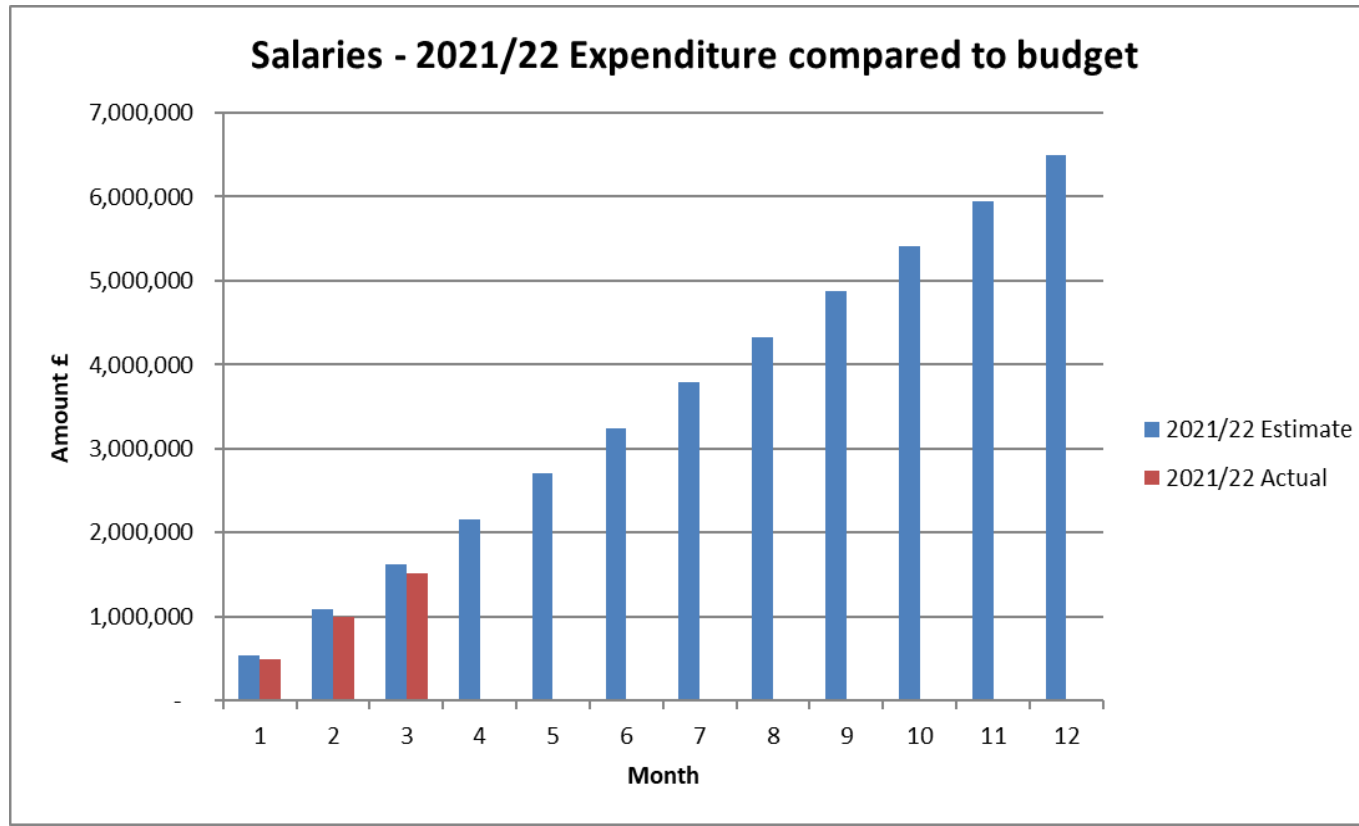
Service Area	Lead Officer	2021/22 Original Budget	2021/22 Latest budget	Quarter 1 Actual YTD	End of Year Forecast	Actual Variance (surplus) / Deficit)
Corporate Policy & Partnership	L Moss	157,600	156,400	22,862	148,590	(7,810)
Community Safety	L Moss	37,550	38,750	1,319	33,524	(5,226)
Public Health	M Hotten	20,100	20,100	4,473	20,100	0
Environmental Health	L Moss	322,300	319,792	(23,367)	298,232	(21,560)
Safeguarding	L Moss	14,200	14,000	3,341	12,244	(1,756)
	TOTAL	551,750	549,042	8,627	512,689	(36,353)

APPENDIX 3: QUARTER 1 2021/22 PROJECTED CAPITAL OUTTURN POSITION

Item	2021/22 REVISED BUDGET	2021/22 TOTAL SPENT AND COMMITTED TO DATE	2021/22 UNCOMMITTED TO DATE	2021/22 PROJECTION FOR REMAINDER OF YEAR	FULL YEAR FORECAST SPEND	PROJECTED VARIANCE UNDERSPEND / (OVERSPEND)
Commercial, Business, Local Economy and Leisure						
Asset Strategy	1,994,631	-	1,994,631	-	-	1,994,631
Rochford Accommodation works	20,000	5,663	14,337	6,500	12,163	7,837
Rayleigh Accommodation works	-	-	-	-	-	-
Windmill works	22,431	15,744	6,687	6,687	22,431	-
Rayleigh Grange Community Centre	100,000	-	100,000	100,000	100,000	-
Street Lighting	23,786	4,729	19,057	19,057	23,786	-
Responsive Capital works	10,000	-	10,000	3,500	3,500	6,500
Health and Safety Adaptations	113	-	113	-	-	113
Town Centre Regeneration Fund	50,000	-	50,000	50,000	50,000	-
Rochford Day Centre	10,359	8,359	2,000	2,000	10,359	0
	2,231,320	34,495	2,196,825	152,244	186,739	2,009,081
Environment & Place						
Play Spaces	300,000	-	300,000	300,000	300,000	-
Open Spaces	73,072	38,468	34,604	34,604	73,072	0
Parks & Open Spaces - Resurfacing works	-	-	-	-	-	-
Pavilions	110,770	25,422	85,348	85,348	110,770	0
Waste Bins	25,000	12,209	12,791	12,791	25,000	-
Vehicle Fleet	175,000	-	175,000	80,000	80,000	95,000
Cemeteries Groundworks	35,000	-	35,000	35,000	35,000	-
Cemeteries	-	-	-	-	-	-
Public Conveniences Refurbishment	15,120	15,120	0	-	15,120	0
	733,962	91,220	642,742	547,743	638,962	95,000
IT, Tourism, Housing & Parking						
Car Park Machines	71,500	400	71,100	71,100	71,500	-
Car Parks	129,935	9,685	120,250	120,250	129,935	0
Mobile Working	60,000	35,329	24,671	20,000	55,329	4,671
Telephony Network	25,000	10,733	14,267	14,267	25,000	-
Flat Bed Scanners	55,000	4,081	50,919	50,919	55,000	-
Infrastructure	26,004	-	26,004	26,004	26,004	-
IT Infrastructure works	25,276	18,080	7,196	7,196	25,276	0
ICT Cloud Costs	27,806	24,820	2,987	-	24,820	2,987
IT	50,000	10,235	39,765	-	10,235	39,765
Disabled Facilities Grant	475,000	316,200	158,800	60,000	376,200	98,800
Private Housing Renewal Programme	20,000	3,356	16,644	-	3,356	16,644
	965,521	432,918	532,603	369,736	802,654	162,867
Community						
Air Quality Grant Expenditure	69,786	65,963	3,823	-	65,963	3,823
Community Safety Fund	100,000	-	100,000	100,000	100,000	-
	169,786	65,963	103,823	100,000	165,963	3,823
TOTAL	4,100,589	624,596	3,475,993	1,205,223	1,829,818	2,270,771

KEY FINANCIAL INDICATORS AS AT END OF QUARTER 1 2021/22

Salaries

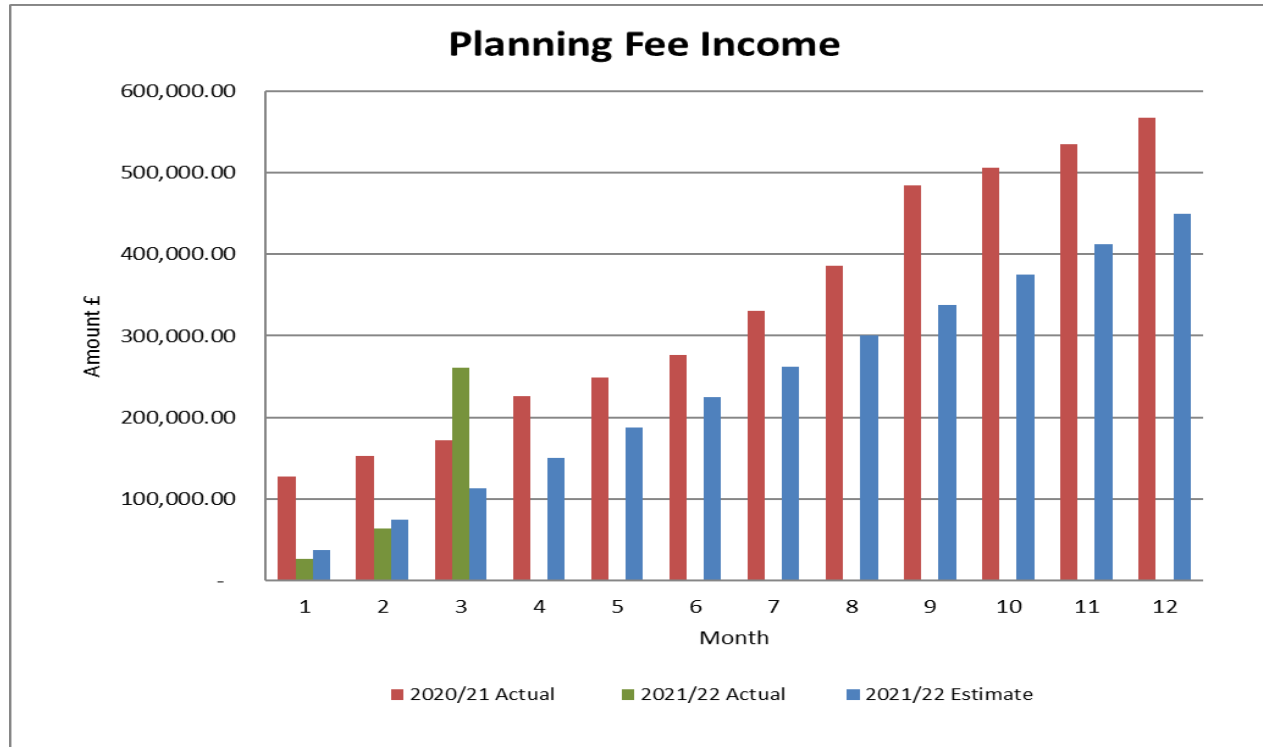


Commentary

The original budget for salaries was set at £6.62m, less an estimated vacancy factor of £250,000. At Q1 there is a projected underspend of c.£384,200 at year end, giving rise to a £34,200 overall variance.

* For the purpose of this report the 2% budgeted Cost of Living increase has been removed, as the final pay award has not been confirmed. This will be updated later in the year once the Cost-of-Living increase has been approved.

Planning Fees



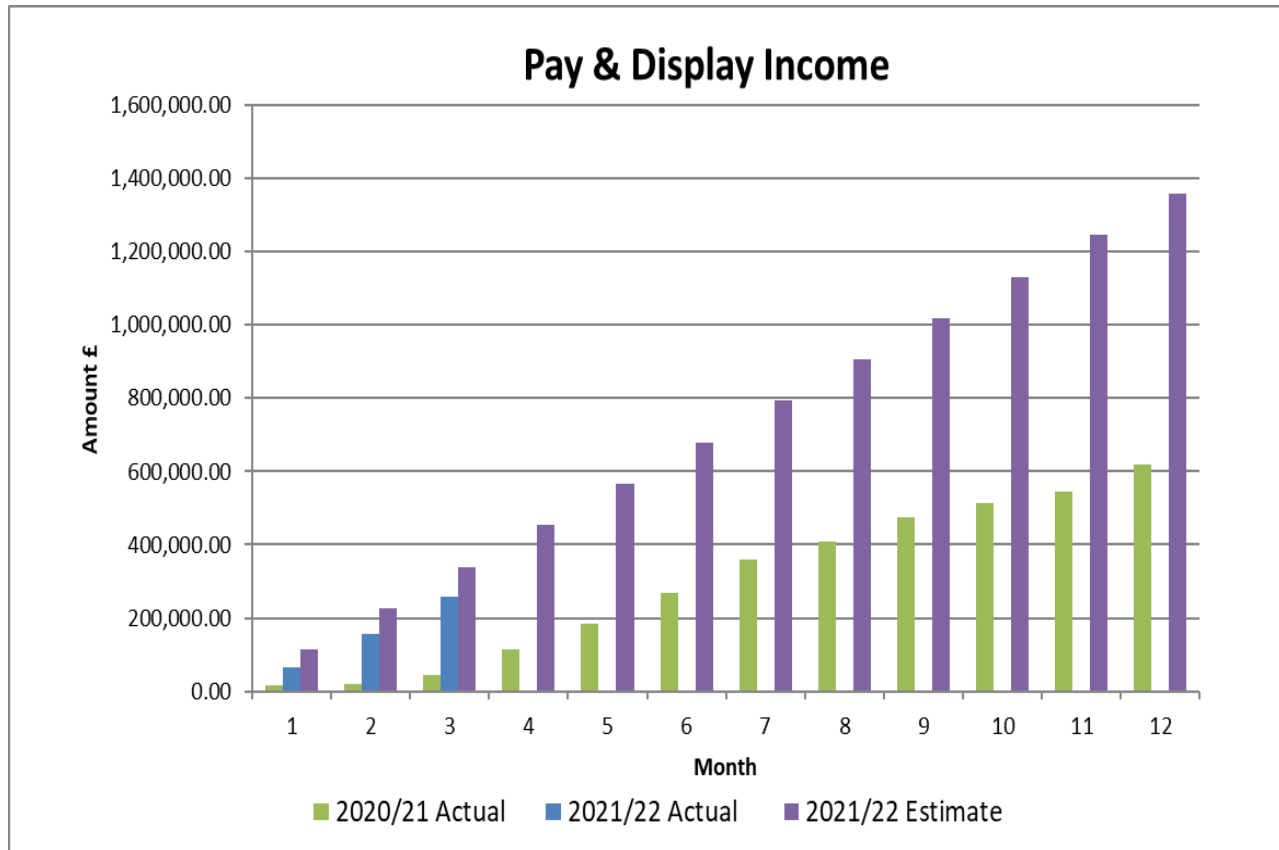
Commentary

The original budget for planning fee income was £450,000. This was based on officer assumptions on Planning Applications for 2021/22.

At this stage, the year-to-date position is £261,000 which is a favourable variance against the year to date budget of c£148,500. This is due to several larger applications, so it is therefore unlikely that this rate of income will continue for the remainder of the year.

Overall planning income is forecast to overachieve against budget by c£147,700. However it is anticipated that c£100,000 of additional staffing costs will need to be funded from this surplus income.

Parking Fees

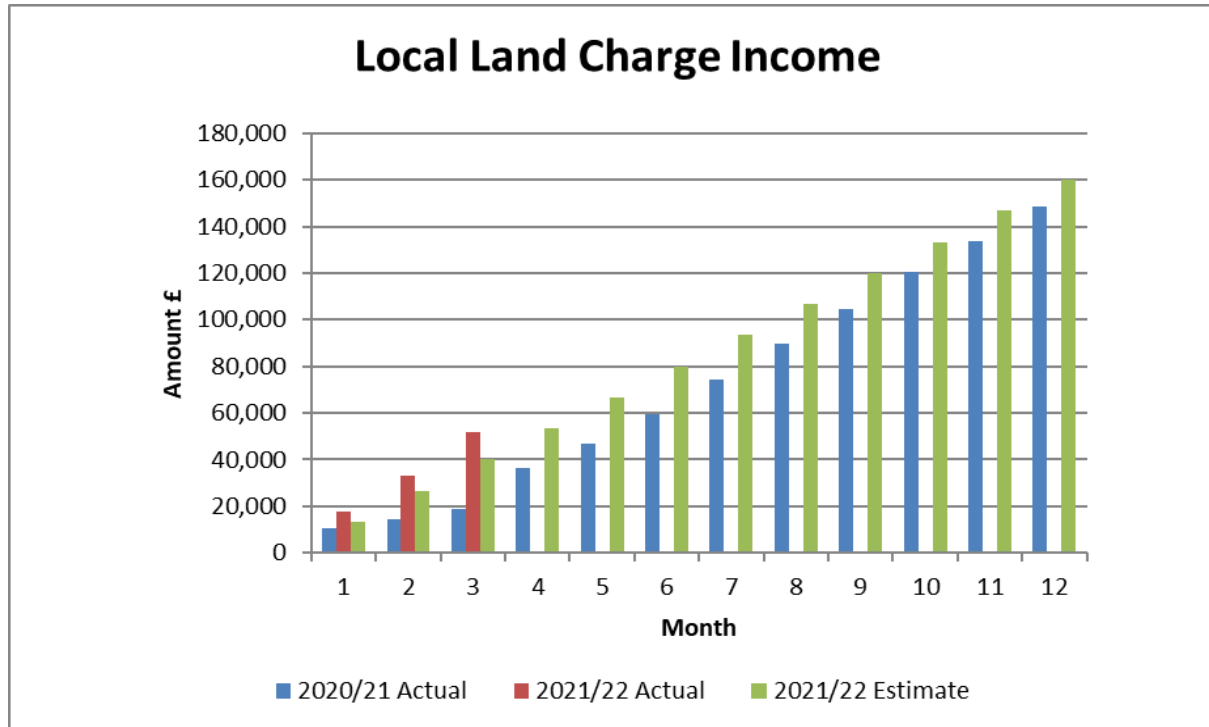


Commentary

Income to date is £258,266 against a year to date target income of £359,525.

The full year budget for 2020/21 is £1,438,100. Due to COVID-19 it is estimated that parking income will be c£1,000,000

Local Land Charges

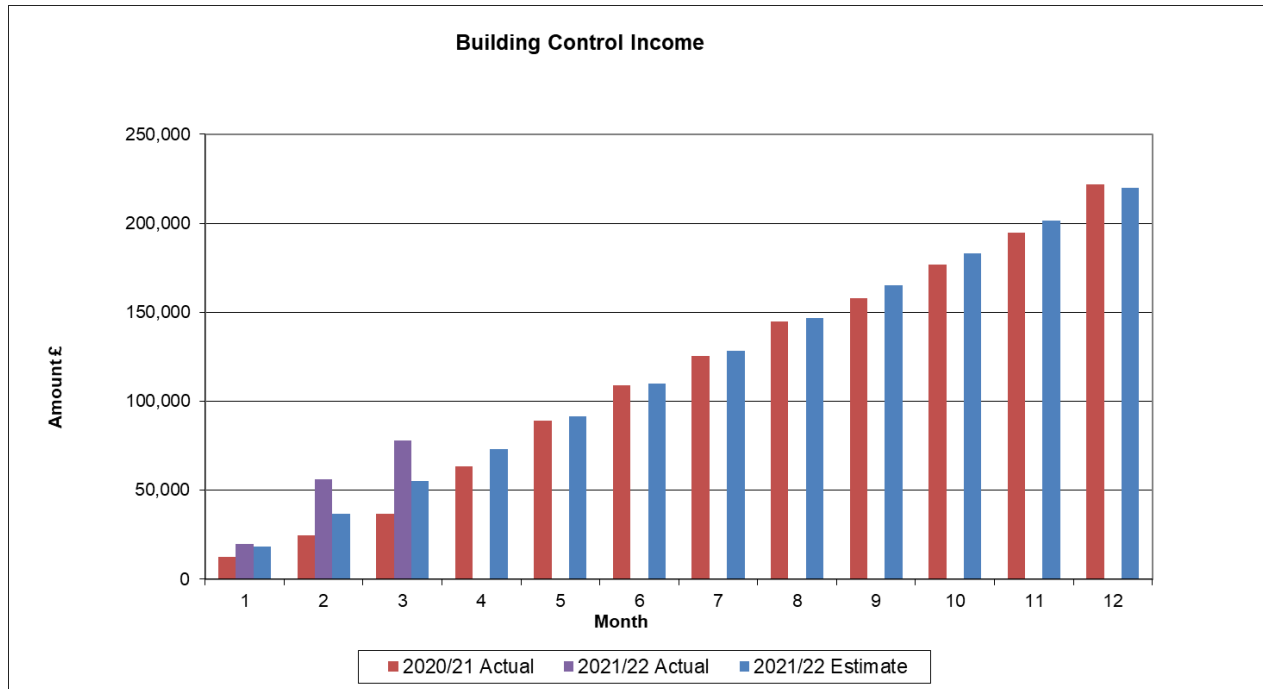


Commentary

Income to date is £51,989 against a year to date target of £40,000. This is an improvement compared to the same position last year, where income was £18,828 as at Q1.

The full year budget for 2021/22 is £160,000. Based on income to date, total income for the year is forecast to be over original budget by c£12,000

Building Control Income

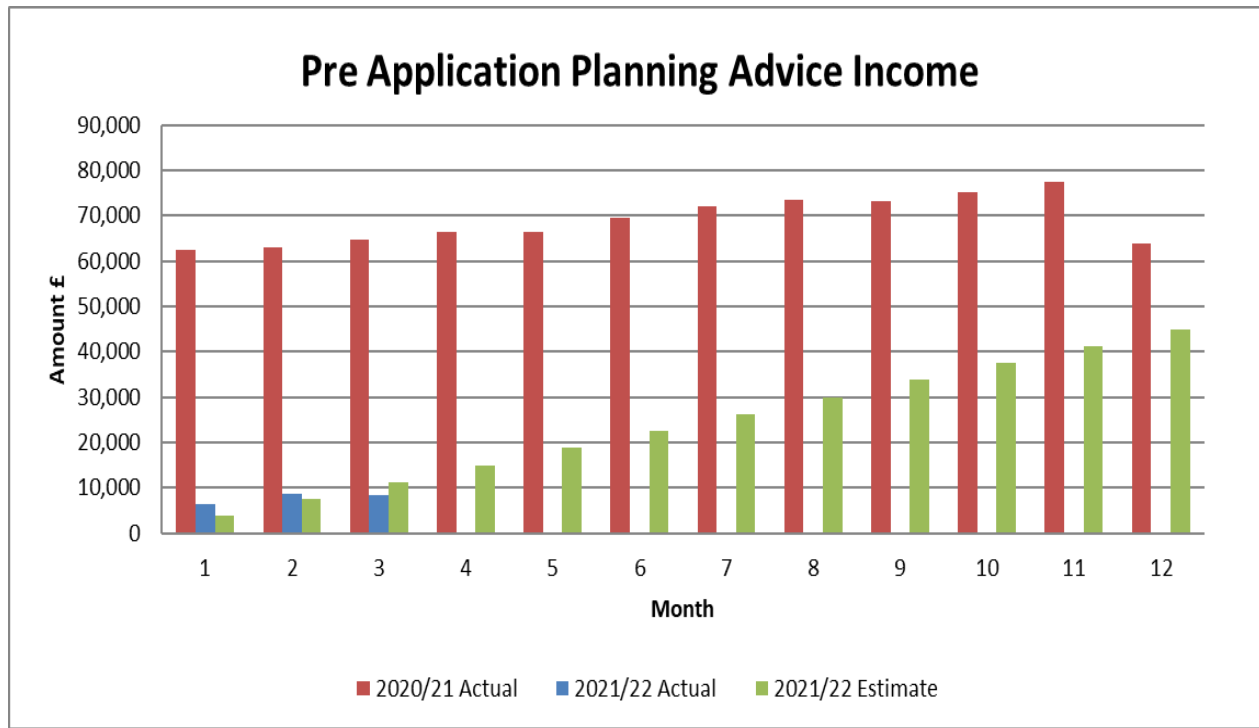


Commentary

Income to date is £78,200 against a year to date target of £55,000.

The full year budget for 2021/22 is £220,000. Current assumptions are that income from building control will be £225,000 for the year.

Pre-Planning Application Advice



Commentary

The original budget for 2021/22 was set at £45,000. This was based on officer assumptions on the take up of this service.

Income to date is £8,408 against a year to date target of £11,250.

Car Park	Financial Year	Income Received Q1 £	Income Received Q2 £	Income Received Q3 £	Income Received Q4 £
Webster's Way	2020/21	17,700	99,620	81,076	57,611
	2021/22	96,841			
Castle Road	2020/21	7,250	37,040	35,817	22,695
	2021/22	44,385			
Back Lane	2020/21	4,747	21,319	21,325	16,559
	2021/22	31,189			
Market Car Park	2020/21	2,576	12,369	12,907	7,091
	2021/22	14,873			
Bellingham Lane	2020/21	5,053	24,741	24,595	17,901
	2021/22	33,151			
Southend Road	2020/21	1,496	5,776	7,255	5,381
	2021/22	9,739			
The Approach	2020/21	2,037	12,247	12,174	7,274
	2021/22	16,462			
Hockley Woods	2020/21	1,811	7,692	5,270	4,619
	2021/22	5,403			
Freight House	2020/21	790	3,829	3,194	2,156
	2021/22	4,366			
Old Ship Lane	2020/21	282	1,279	1,691	922
	2021/22	1,856			
Total	2020/21	43,741	225,912	205,305	142,209
	2021/22	258,266			